



2018 IT Symposium

Parking & Bus Driver Instructions

Garage Parking Directions From I-35 North or South

I-35 North or South: Take Exit #206 Aquarena Springs Drive

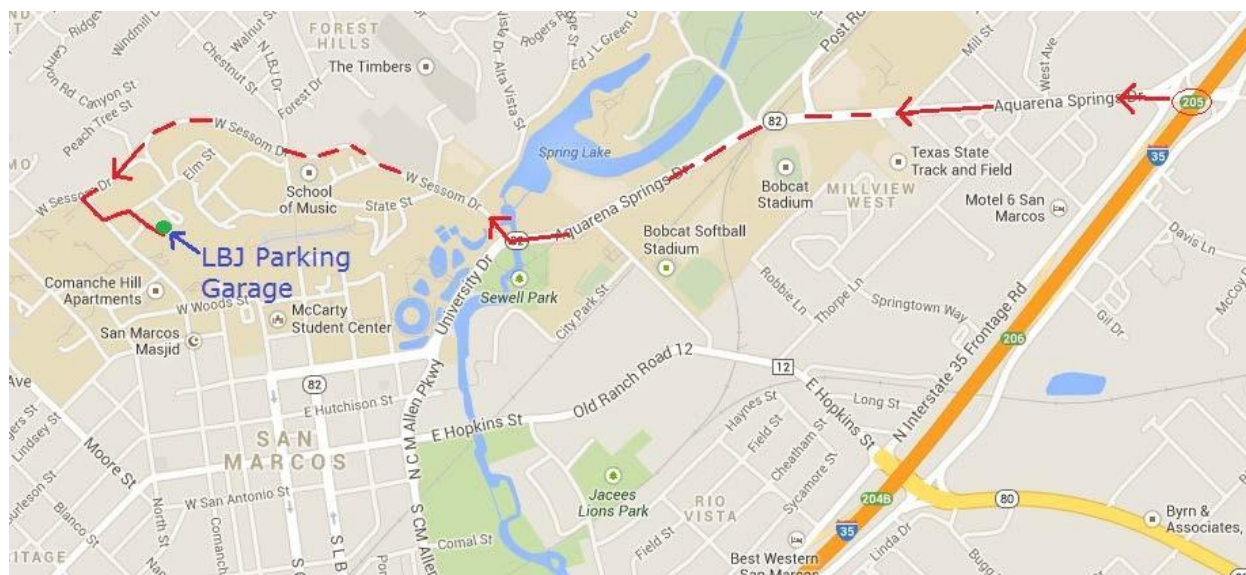
(Turn LEFT at the light if coming from San Antonio/New Braunfels)

(Turn RIGHT at the light if coming from Austin)

- Proceed on Aquarena Springs Drive for approximately 1.5 miles toward campus
- Travel past Bobcat Stadium, get in the RIGHT lane and travel across the bridge.
- Prepare to turn RIGHT onto Sessom Drive just after crossing the San Marcos River
- Proceed on Sessom Drive as it winds around the back side of campus to LBJ Parking Garage
- Turn LEFT onto Comanche Street (the third light after turning onto Sessom)
- Turn LEFT onto Student Center Drive (first left)
- Turn RIGHT onto Gallardia Street (first right) and then enter the LBJ Student Center Parking Garage on the left. When parking in the LBJ Student Center Garage, take a ticket as you enter, and you will be given a parking code/voucher at the conference registration desk to use as you exit so that there will be no charge for your parking.
- Exit the parking garage by walking between the pay stations, then turn left. Texas State AITP volunteers and signs will lead/guide you to the LBJ Student Center which is across a sidewalk from the garage first floor pay stations and adjacent to the LBJ-Student Center Bus Loop.

If you become lost or require any assistance with parking, please contact:

Ray Beecham
512-791-9804

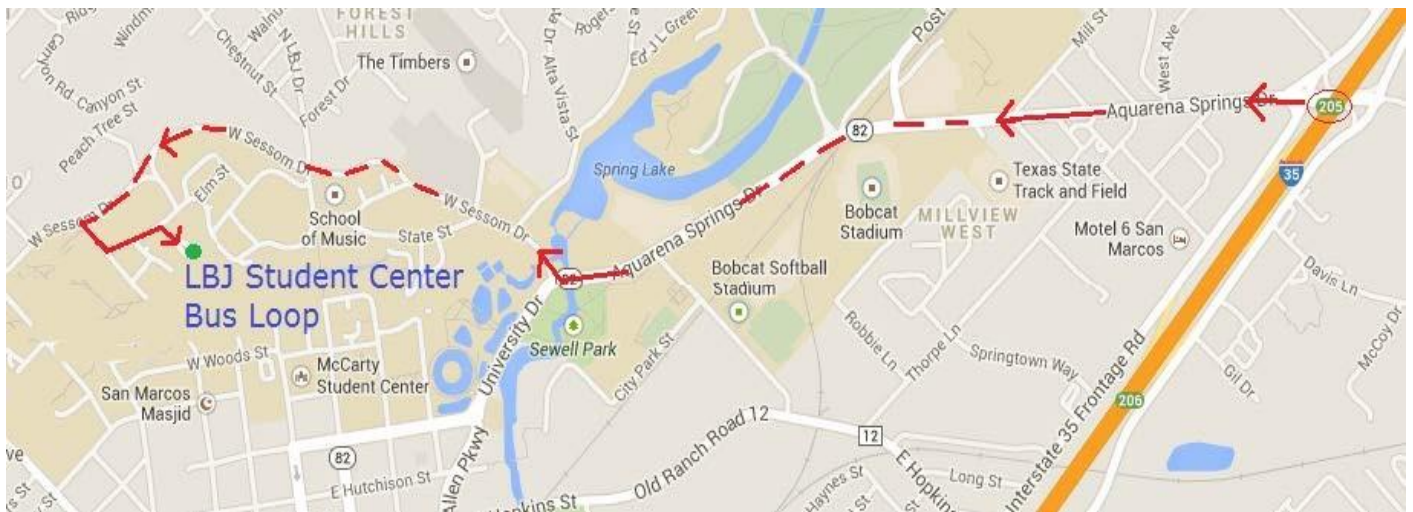


Bus Directions for Dropoff and Parking

Student Dropoff at the LBJ-Student Center Bus Loop:

I-35 North or South: Take Exit #206 Aquarena Springs Drive

- (Turn LEFT at the light if coming from San Antonio/New Braunfels)
- (Turn RIGHT at the light if coming from Austin)
- Proceed on Aquarena Springs Drive for approximately 1.5 miles toward campus
- As you drive past Bobcat Stadium, travel across the bridge and get in the RIGHT Lane and go across the bridge.
- Prepare to turn RIGHT onto Sessom Drive just after crossing the San Marcos River Proceed on Sessom Drive as it winds around the back side of campus to LBJ Parking Garage.
- Turn LEFT onto Comanche Street (the third light after turning onto Sessom)
- Turn LEFT onto Student Center Drive (first left)
- Continue down Student Center Drive
- Stop at the loading dock in between the Matthews Street Garage and Parking Services
- Texas State AITP volunteers and signs will lead/guide students up the stairs to the LBJ Student Center.
- After unloading students, a Texas State AITP volunteer will provide you with any needed assistance regarding directions to the Bobcat Village Parking lot.



Visit us at www.txstateaitp.com

Visiting Bus Drop-Off / Pick-Up Location



 Bus Hubs may only be used by Texas State Bobcat Shuttle buses.

 Pick-up and Drop-off only. No Standing.

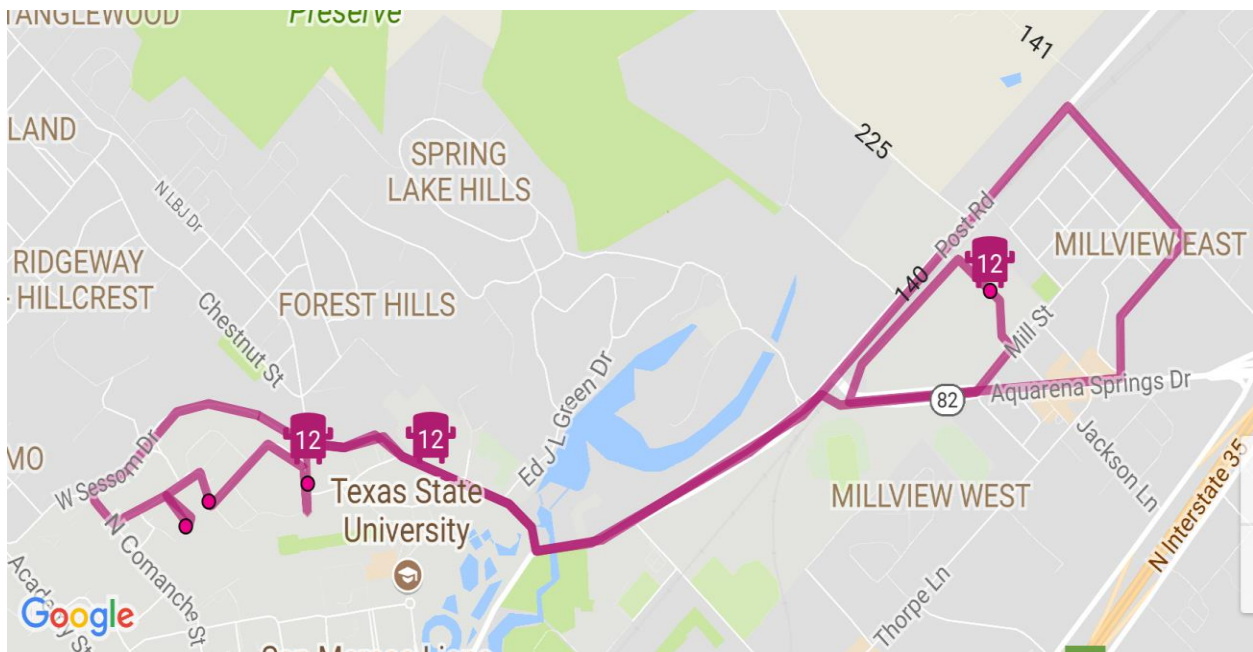
MEMBER THE TEXAS STATE UNIVERSITY SYSTEM

Texas State University is a tobacco-free campus.

Visit us at www.txstateaitp.com

Bus Drivers: Parking at Bobcat Village Commuter Parking Lot after Unloading Students:

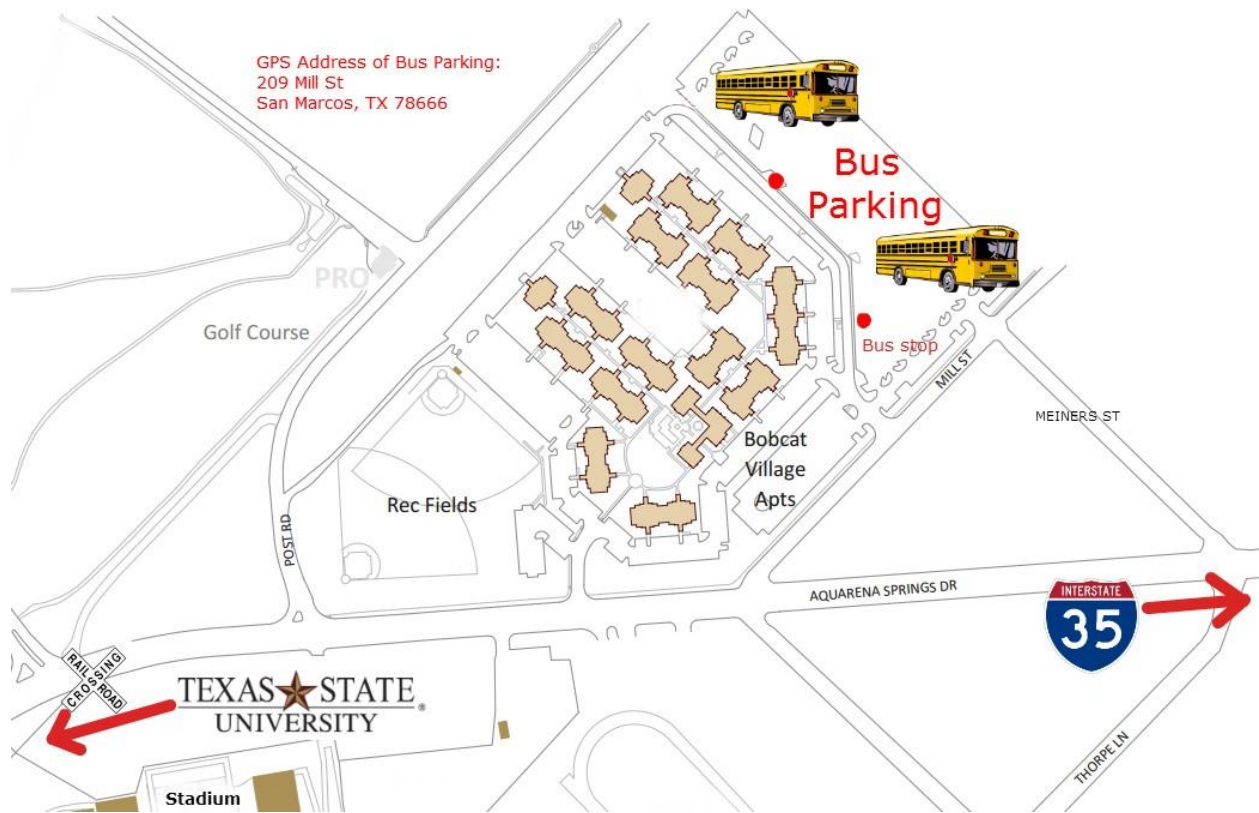
- Turn the bus around and navigate out of the loop
- Turn RIGHT out of the loop onto Student Center Drive
- Turn LEFT onto Tomas Rivera Drive (first left, stop sign)
- Follow the road as it curves to the RIGHT and merges onto Sessom Drive
- Follow Sessom drive toward Aquarena Springs Drive
- Turn LEFT onto Aquarena Spring Drive (left two lanes can turn left)
- After crossing the railroad tracks, move into the left lane and prepare to...
- Turn LEFT onto Mill Street. The parking lot will be on the left, but...
- Turn LEFT at the SECOND parking lot entrance
- Park anywhere in this parking lot.



Bus Drivers: Directions from bus parking lot back to Campus via the Bobcat Tram

On the map below, there are two available shuttle stops. Your target shuttle will stop at both stops.

- Board the Texas State Tram labeled **12 - Bobcat Village** on the front or right side of the shuttle. No identification or money is needed when boarding the shuttle. This shuttle will take you to campus and drop you exactly where you unloaded your students: the LBJ Student Center Bus Loop. The LBJ Student Center Bus Loop will be the shuttle's **first** stop after leaving the Bobcat Village parking lot. If you accidentally do exit the bus at the wrong stop, another one will arrive in 22 minutes, trackable here: <http://txstate.doublemap.com/map/>



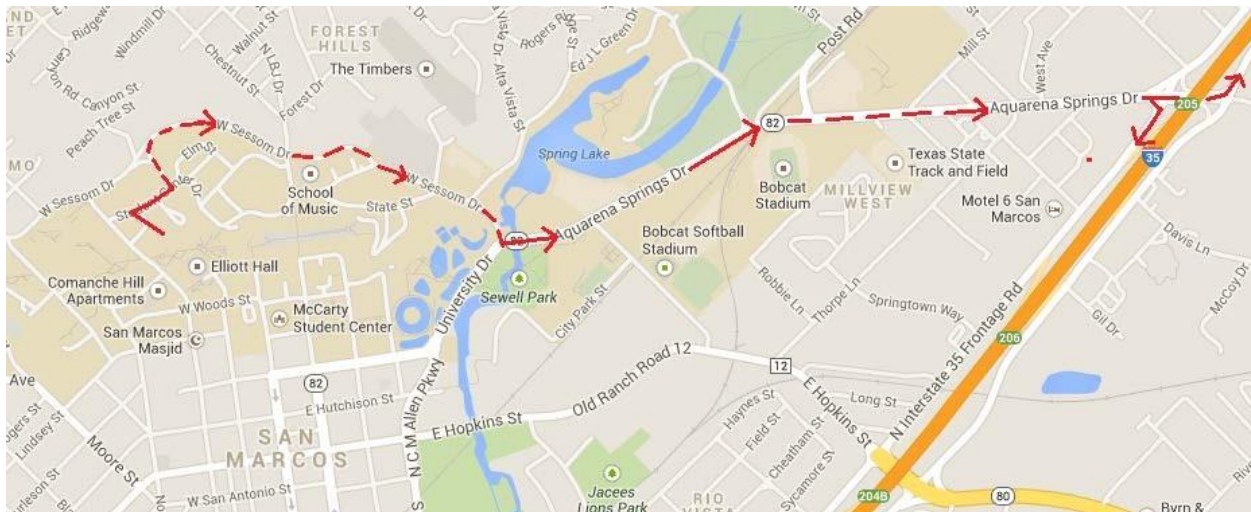
Visit us at www.txstateitp.com

Directions from Texas State University to I-35

- If you parked in the garage, be sure to get your parking ticket validated before returning to your vehicle.
Exit the garage and immediately turn RIGHT, then RIGHT again onto Student Center Drive
- Buses: Turn the bus around and navigate out of the loop
Turn RIGHT out of the loop onto Student Center Drive

Next:

- Turn LEFT onto Tomas Rivera Drive (first left, a stop sign)
- Follow the road as it curves to the RIGHT and merges onto Sessom Drive
- Follow Sessom drive toward Aquarena Springs Drive
- Turn LEFT onto Aquarena Spring Drive (left two lanes can turn left)
- Aquarena Springs Drive will intersect I-35
- Turn RIGHT for southbound or drive under the highway and turn LEFT for northbound (both lanes are able to turn left).



Visit us at www.txstateaitp.com